

The Northeastern Interagency Coordination Center and the Northeast AD Hub Program will be going 100% digital starting in 2023. All documents will be submitted directly to the Northeast AD Hub Pinyon/Box database. This will allow direct upload to our data management system. This is a more secure method for uploading your personal information than sending it to us via email. Uploading will be done by Sponsoring Officials and individuals they chose to delegate access to. Individuals will only have Upload privileges and will not be able to view or edit any other files.

When NECC receives your approved Sponsorship Form you will be given *upload only* permissions to your agency's inbox. This will send you an email notification to walk you through getting registered with Pinyon/Box.

The preferred method of transfer is PDF files following the naming conventions listed below.

On your computer, start by creating a folder named (**Last Name\_First Name**). Place all your hiring documents into this folder. Once your hiring package is complete upload the folder to the Pinyon/Box *2023 Inbox* folder via the link you used to register. Each Sponsoring Unit will have their own inbox. *For mobile device directions, see Adobe Scan section below.*

Please make sure that you are uploading the folder you created with the documents inside of it, not multiple individual files into your agency's inbox.

**For help filling out all documents please see the ANNUAL AD PAPERWORK WALKTHROUGH document included with your hiring packet.**

### **Initial Hiring Documents**

All documents should be scanned individually.

Sponsorship for Application (**Last Name\_First Name\_Sponsorship\_20XX**)

W4 (Federal and State specific) (**Last Name\_First Name\_W4**)

Direct Deposit (**Last Name\_First Name\_Direct\_Deposit**)

OF-306 (**Last Name\_First Name\_OF306**)

Vendor Form (**Last Name\_First Name\_Vendor\_Form**)

Emergency Contact Form (**Last Name\_First Name\_Emergency\_Contact**)

I-9 (**Last Name\_First Name\_I9**)- Submitted every 3 years

### **Annual Hiring Documents**

All documents should be scanned individually.

Sponsorship for Application (**Last Name\_First Name\_Sponsorship\_20XX**)

Casual Hire Form Master (**Last Name\_First Name\_CHF Master**)

- Just one form, not one for each position
- Fill out top section "Casual Information" ONLY, and leave the date BLANK

Incident Behavior Form (**Last Name\_First Name\_IBF**)

OF-306 (**Last Name\_First Name\_OF306**)

Red Card (**Last Name\_First Name\_Red Card**)

## **Driving Records**

All documents should be scanned individually.

Driver's License (*Last Name\_First Name\_DL*)

FS-7100-184 (Driving Application) (*Last Name\_First Name\_FS7100*)

- Needs to be submitted annually, Section 1 ONLY (2 pages)

Defensive Driving (*Last Name\_First Name\_Defensive Driving*)

- Course is every 4 years

NECC will provide a list of needed documents and access to the Pinyon/Box Inbox to each AD once we have received your Sponsorship Application.

## **ASC Batch Inbox (Submitting Time & Travel After Incident)**

Create a folder (*Last Name\_First Name\_Incident Name\_Incident Number*)

Upload AD paperwork into appropriate Sponsoring Agency's Inbox in Pinyon/Box, scanned as one PDF.

The following should be included for reimbursement:

- ✓ Signed Casual Hire Form
- ✓ OF-288 – signed
- ✓ Travel Expense Worksheet
- ✓ Copies of all Receipts
- ✓ Copy of Resource Order
- ✓ Screenshot of Mileage if claiming POV mileage
- ✓ Over Per Diem Authorization (if applicable)
- ✓ Performance Evaluation (scanned separately) (*Last Name\_First Name\_Evaluation\_Incident Number*)

Notify NECC to let them know there are documents waiting to be processed.

Email [nhnecc@firenet.gov](mailto:nhnecc@firenet.gov) or Phone 603-536-6208.

## **PINYON/BOX link:**

Save the link that you receive when registering for Pinyon/Box. If you lose the address, you can contact your sponsoring official or NECC directly.

## **File Structure & Security:**

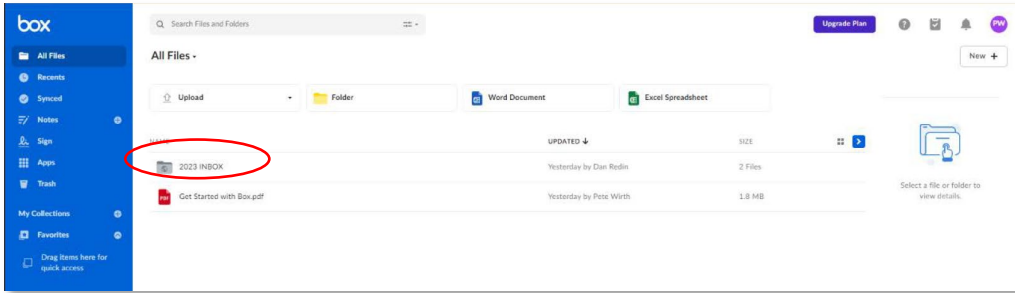
Each State and Forest has their own folder. Within that folder there is a 2023 INBOX. That is the only folder AD's will have access to, and AD's will only have permissions to upload files. No other AD's will be able to access your information. The viewing/editing privileges are only given to Hiring Officials and your Sponsoring Official.

### Uploading Instructions:

To upload files follow the Pinyon/Box link that you received by email. Click on 2023 INBOX. You can either drag and drop the file or click upload manually.

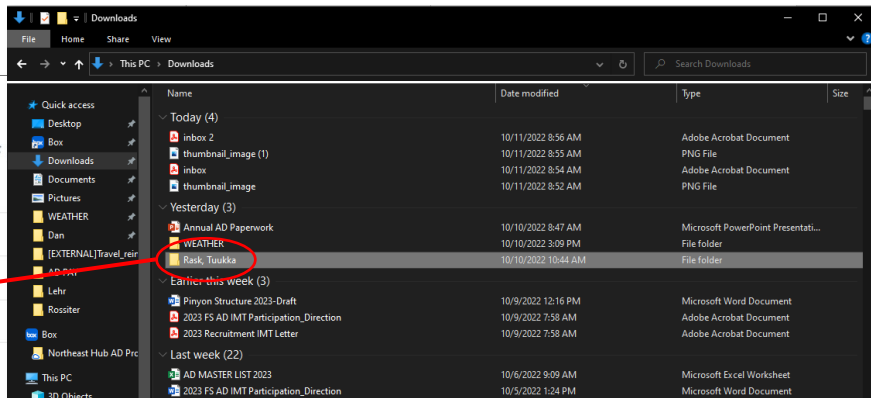
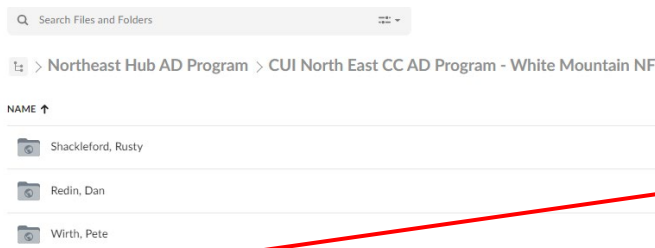
1:

Click on the 2023 Inbox



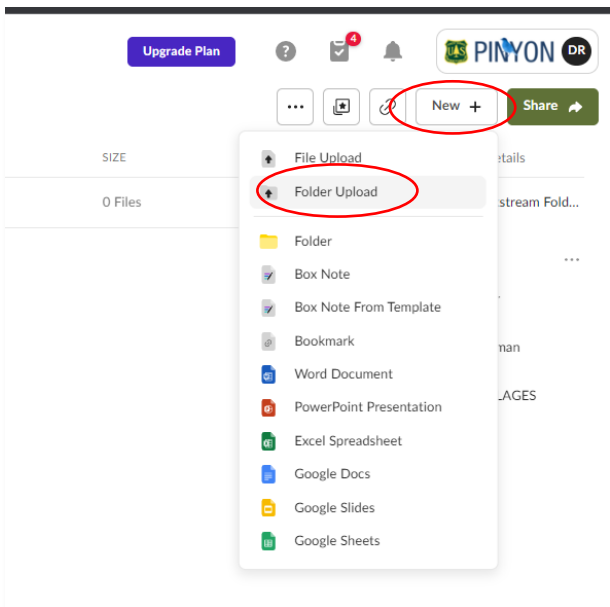
2:

Drag and drop your folder from your computer into Pinyon Box

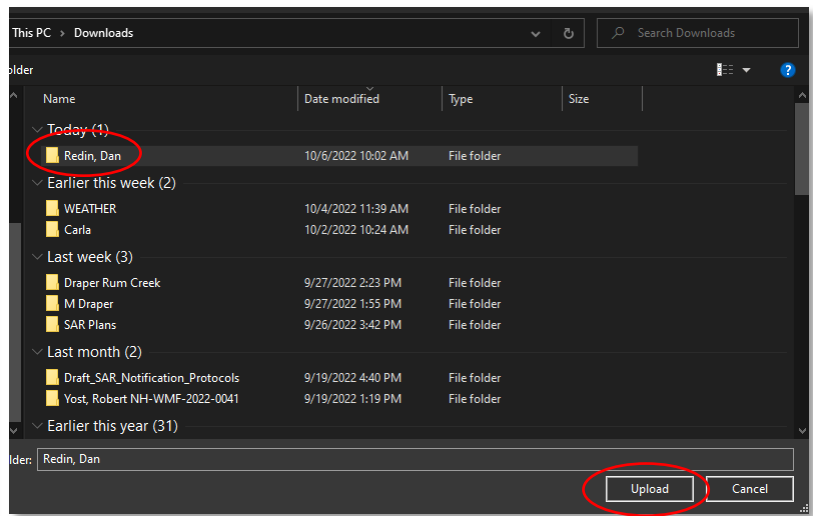


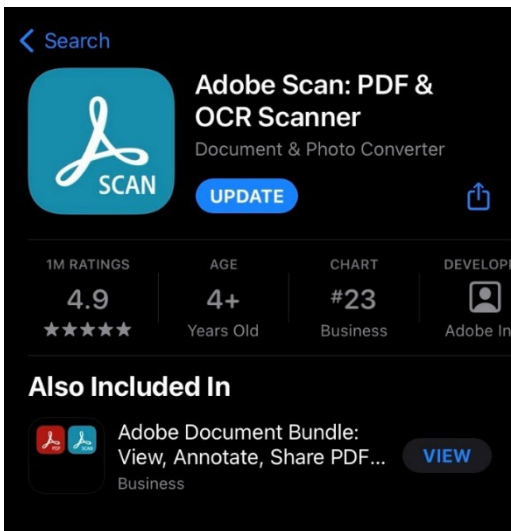
To upload manually click New, Folder Upload, Select the folder and click Upload. This will give us and your Sponsoring Official access to the folder and its documents.

1:



2:





### Adobe Scan:

Adobe Scan is a phone application that creates PDF files. It is free to use if you don't have access to a scanner. If you take Adobe Scans of your documents, you can email them to yourself to access them on your computer and create the needed upload file as described above.

Adobe Scan provides you with the tools to combine files, separate into multiple files, export file types, rename files, fill and sign, modify scans and share both a link or a copy of your documents directly to email of your choice. This is a helpful tool for those who do not have reliable computer access and allows resources to submit paperwork more efficiently.

## File Structure (for Sponsoring Officials)

The **Casual Hire Forms** folder is where the Master Copy of the CHF will be housed, as well as each signed Casual Hire Form for the current year as they are created. Old forms will be filed in the Retention folder at the end of the year.

The **Fire Records** folder is for Red Cards, Training Certificates, Position Task Books and Master Records. These records are not required to be uploaded if a state program already has them located elsewhere but can be utilized if desired. **NECC does need a copy of current Red Card uploaded to this location.** They do not have to be in individual folders if easier to just have a single file located in the main unit's folder directly.

The **Hiring Documents** folder will contain all annual and initial hiring documents for the year. They will be archived in the Retention folder at the end of the year. Hiring documents listed above.

The **Retention** folder is for all previous year's documents, they will be moved at the end of each year to archive those documents, but you will still have access to them.

NECC is in the process of creating a comprehensive Master List for ADs located on the Northeast Hub AD Program main page. If each Sponsoring Official could contribute that would be greatly appreciated to expedite the set up and organization of the Hub. This will also allow us to be more efficient with mobilization and take the general workload off the Sponsoring Official.